



Employment Quick Start Guide

Let's keep it simple.

Q. Your first question to i3 should be, “How Much Does This Service Cost?”

A. There is no charge. We provide these services as a program within our non-profit organization. However, donations are always appreciated and giving back, once your find a job, is noble.






If you follow our process as directed, we have almost 100% of people finding a job they enjoy for any field or industry in about 90 days, at competitive pay. If you're interested in moving fast, complete as many Quick Start Steps, in advance of our meeting as you're comfortable with.

Gather Important Information you'll need for our initial meeting

- Previous Employers Name, Full Address & Phone.
- Dates of Employment by the year or by the month. Not by the day.
- 3 References. Name, phone, email. Ask their permission.
- Bring this info to your first Resume Building meeting with Carrie.
- Use a new, fresh email address that includes your First and Last Name. Label your resume the same.

If you're not working now, start volunteering some of your time with a nonprofit organization, Cause or Charity that inspires you. It's amazing who you'll meet. You'll add skill and confidence in the value of your own talents, as you give.

Open FREE accounts on each of these sites and “Like” our i3 Resources Facebook page.

 ZipRecruiter www.ZipRecruiter.com	<ol style="list-style-type: none"> Set up a free account and post your resume. Search jobs and consider options. Set up alerts so new positions listed that meet your criteria will appear. Be proactive. Potential employers love to see responsiveness.
 LinkedIn www.Linkedin.com	<ol style="list-style-type: none"> Open an account, post your photo. Top Right – Advanced Search. Select the “Group” setting and find the “i3 Resources” group then Join. Select the “People” setting and find “Carrie Jeske” at “i3 Resources” and invite to connect. Write to remind her you need a job. Use the Search Bar to enter Location, Company or Type jobs you want.
 indeed <small>one search. all jobs.</small> www.Indeed.com	<ol style="list-style-type: none"> Set up a profile. Consider using a separate email that you check often. Be prepared to deal with all the sales pitches, MLM's and fake job offers. Learning to sort out who's who is part of the process in today's world. Consider every opportunity to interview, an opportunity to practice your answers.
 monster <small>Your calling is calling™</small> www.Monster.com	<ol style="list-style-type: none"> Set up a profile. Many recruiters search the resumes so making your info “keyword searchable” is an excellent way to get employers calling you!
 careerbuilder www.Careerbuilder.com	<ol style="list-style-type: none"> Set up a profile. Use only the free services of these sites. You'll have to endure the barrage of service providers wanting to sell you things, but it'll be worth the effort.

Request a **Resume Building / Interviewing Tips** meeting with Carrie Jeske, conducted in person, by phone or video. Call or Text 816-255-4600 or write Carrie@i3resources.org to request a meeting time.

Want Details on our Educational Program?
READY, SET, GO – How To Get a Good Job and Make It Better.